

9/6 2:31pm

REPORT OF THE SECRETARY  
TO THE BOARD OF EDUCATION  
Brick Board of Education  
General Fund - Fund 10  
Interim Balance Sheet  
For 1 Month Period Ending 07/31/2018

=====

ASSETS AND RESOURCES

=====

--- A S S E T S ---

101	Cash in bank		\$19,161,626.33
102-107	Cash and cash equivalents		\$738,507.10
116	Capital reserve Account		\$796.82
121	Tax levy receivable		\$98,680,417.00
	Accounts receivable:		
141	Intergovernmental - State	\$35,422,595.35	
153,154	Other (net of est uncollectible of \$_____)	\$299,918.25	\$35,722,513.60

--- R E S O U R C E S ---

301	Estimated Revenues	143,890,387.00	
302	Less Revenues	(141,516,007.68)	
			\$2,374,379.32

	<b>Total assets and resources</b>		<b>156,678,240.17</b>
--	-----------------------------------	--	-----------------------

=====

REPORT OF THE SECRETARY  
 TO THE BOARD OF EDUCATION  
 Brick Board of Education  
 General Fund - Fund 10  
 Interim Balance Sheet  
 For 1 Month Period Ending 07/31/2018

LIABILITIES AND FUND EQUITY

--- LIABILITIES ---

421	Accounts Payable	\$8,981,736.32
	Other current liabilities	\$6,003,495.00
801	Insurance Adjustments	\$51,533.58
<b>TOTAL LIABILITIES</b>		<b>\$15,036,764.90</b>

FUND BALANCE

--- Appropriated ---

753	Reserve for Encumbrances - Current Year	\$47,064,951.27
754	Reserve for Encumbrance - Prior Year	\$277,368.12
	Reserved fund balance:	
761	Capital reserve account -	\$424.80
		\$424.80
601	Appropriations	148,906,137.34
602	Less : Expenditures	\$10,531,979.44
603	Encumbrances	\$47,342,319.39 (\$57,874,298.83)
		\$91,031,838.51
Total Appropriated		138,374,582.70
--- Unappropriated ---		
770	Unreserved Fund Balance -	\$7,950,914.57
303	Budgeted Fund Balance	(\$4,684,022.00)
<b>TOTAL FUND BALANCE</b>		<b>141,641,475.27</b>
<b>TOTAL LIABILITIES AND FUND EQUITY</b>		<b>156,678,240.17</b>

Brick Board of Education  
 General Fund - Fund 10  
 Interim Balance Sheet  
 For 1 Month Period Ending 07/31/2018

RECAPITULATION OF FUND BALANCE:	Budgeted	Actual	Variance
Appropriations	148,906,137.34	\$57,874,298.83	\$91,031,838.51
Revenues	(143,890,387.00)	(141,516,007.68)	(\$2,374,379.32)
	<u>\$5,015,750.34</u>	<u>(\$83,641,708.85)</u>	<u>\$88,657,459.19</u>
Less: Adjust for prior year encumb.	<u>(\$331,728.34)</u>	<u>(\$331,728.34)</u>	
Budgeted Fund Balance	<u><u>\$4,684,022.00</u></u>	<u><u>(\$83,973,437.19)</u></u>	<u><u>\$88,657,459.19</u></u>
Recapitulation of Budgeted Fund Balance by Subfund			
Fund 10 (includes 10, 11, 12, and 13)	\$4,684,022.00	(\$83,973,437.19)	\$88,657,459.19
Fund 18 (Restricted ED JOBS)	\$0.00	\$0.00	\$0.00
Fund 19 (Restricted FEMA Block Grants)	\$0.00	\$0.00	\$0.00
TOTAL Budgeted Fund Balance	<u><u>\$4,684,022.00</u></u>	<u><u>(\$83,973,437.19)</u></u>	<u><u>\$88,657,459.19</u></u>

REPORT OF THE SECRETARY  
TO THE BOARD OF EDUCATION  
Brick Board of Education  
GENERAL FUND - FUND 10  
INTERIM STATEMENTS COMPARING  
BUDGET REVENUE WITH ACTUAL TO DATE AND  
APPROPRIATIONS WITH EXPENDITURES AND ENCUMBRANCES TO DATE  
For 1 Month Period Ending 07/31/2018

		BUDGETED ESTIMATED	ACTUAL TO DATE	NOTE: OVER OR (UNDER)	UNREALIZED BALANCE
<b>*** REVENUES/SOURCES OF FUNDS ***</b>					
1XXX	From Local Sources	108,611,004.00	107,366,335.69		\$1,244,668.31
3XXX	From State Sources	\$35,042,597.00	\$34,142,597.00		\$900,000.00
4XXX	From Federal Sources	\$236,786.00	\$7,074.99		\$229,711.01
<b>TOTAL REVENUE/SOURCES OF FUNDS</b>		<b>143,890,387.00</b>	<b>141,516,007.68</b>		<b>\$2,374,379.32</b>
<b>AVAILABLE</b>					
<b>*** EXPENDITURES ***</b>		<b>APPROPRIATIONS</b>	<b>EXPENDITURES</b>	<b>ENCUMBRANCES</b>	<b>BALANCE</b>
<b>--- CURRENT EXPENSE ---</b>					
11-1XX-100-XXX	Regular Programs - Instruction	\$41,172,186.95	\$864,979.32	\$2,188,311.45	\$38,118,896.18
11-2XX-100-XXX	Special Education - Instruction	\$15,434,347.50	\$26,714.88	\$74,590.90	\$15,333,041.72
11-230-100-XXX	Basic Skills - Remedial Instruction	\$2,352,576.00	\$0.00	\$7,648.36	\$2,344,927.64
11-240-100-XXX	Bilingual Education - Instruction	\$1,052,960.00	\$0.00	\$3,186.97	\$1,049,773.03
11-401-100-XXX	School-Spon. Cocurr. Acti-Instr	\$382,246.00	\$10,733.15	\$11,470.40	\$360,042.45
11-402-100-XXX	School-Spons. Athletics - Instruction	\$1,874,601.65	\$26,352.36	\$175,955.41	\$1,672,293.88
<b>--- UNDISTRIBUTED EXPENDITURES ---</b>					
11-000-100-XXX	Instruction	\$7,023,119.00	\$837,378.11	\$4,132,114.84	\$2,053,626.05
11-000-211-XXX	Attendance and Social Work Services	\$1,057,954.00	\$8,229.64	\$67,500.03	\$982,224.33
11-000-213-XXX	Health Services	\$1,367,338.40	\$935.00	\$65,153.26	\$1,301,250.14
11-000-216-XXX	Speech, OT,PT & Related Svcs	\$2,786,280.00	\$204.71	\$33,230.09	\$2,752,845.20
11-000-217-XXX	Other Support Serv - Students Extra Srvc	\$2,772,516.00	\$115,063.99	\$566,725.50	\$2,090,726.51
11-000-218-XXX	Guidance	\$1,765,754.00	\$52,642.13	\$194,151.07	\$1,518,960.80
11-000-219-XXX	Child Study Teams	\$3,198,410.40	\$86,112.90	\$379,563.34	\$2,732,734.16
11-000-221-XXX	Improv of Inst. - Instruc Staff	\$1,442,825.00	\$74,442.34	\$783,605.56	\$584,777.10
11-000-222-XXX	Educational Media Serv/School Library	\$876,784.24	\$17,298.34	\$54,216.92	\$805,268.98
11-000-223-XXX	Instructional Staff Training Services	\$228,526.00	\$66,700.00	\$175.00	\$161,651.00
11-000-230-XXX	Supp. Serv.-General Administration	\$939,871.92	\$113,815.72	\$725,090.71	\$100,965.49
11-000-240-XXX	Supp. Serv.-School Administration	\$4,987,667.00	\$399,954.79	\$4,381,211.96	\$206,500.25
11-000-25X-XXX	Central Serv & Admin. Inform. Tech.	\$1,870,230.75	\$180,500.49	\$1,548,993.55	\$140,736.71
11-000-261-XXX	Require Maint. for School Facilities	\$1,981,489.24	\$220,899.00	\$1,211,546.61	\$549,043.63
11-000-262-XXX	Custodial Services	\$5,942,382.53	\$990,195.22	\$3,884,389.44	\$1,067,797.87
11-000-263-XXX	Care and Upkeep of Grounds	\$775,877.84	\$91,577.43	\$524,053.15	\$160,247.26
11-000-266-XXX	Security	\$268,020.00	\$0.00	\$8,463.28	\$259,556.72
11-000-270-XXX	Student Transportation Services	\$9,585,427.74	\$336,896.83	\$1,331,635.91	\$7,916,895.00
11-XXX-XXX-2XX	Allocated and Unallocated Benefits	\$32,580,678.78	\$4,938,755.38	\$21,485,340.94	\$6,156,582.46
<b>TOTAL GENERAL CURRENT EXPENSE EXPENDITURES/USES OF FUNDS</b>		<b>143,720,070.94</b>	<b>\$9,460,381.73</b>	<b>\$43,838,324.65</b>	<b>\$90,421,364.56</b>

REPORT OF THE SECRETARY  
TO THE BOARD OF EDUCATION  
Brick Board of Education  
GENERAL FUND - FUND 10  
INTERIM STATEMENTS COMPARING  
BUDGET REVENUE WITH ACTUAL TO DATE AND  
APPROPRIATIONS WITH EXPENDITURES AND ENCUMBRANCES TO DATE  
For 1 Month Period Ending 07/31/2018

*** EXPENDITURES - cont'd ***	APPROPRIATIONS	EXPENDITURES	ENCUMBRANCES	AVAILABLE BALANCE
*** CAPITAL OUTLAY ***				
12-XXX-XXX-73X Equipment	\$474,759.00	\$15,096.53	\$129,134.90	\$330,527.57
12-000-4XX-XXX Facilities acquisition & constr. serv.	\$4,711,307.40	\$1,056,501.18	\$3,374,859.84	\$279,946.38
	<u>\$5,186,066.40</u>	<u>\$1,071,597.71</u>	<u>\$3,503,994.74</u>	<u>\$610,473.95</u>
TOTAL CAP OUTLAY EXPEND./USES OF FUNDS				
	<u>\$5,186,066.40</u>	<u>\$1,071,597.71</u>	<u>\$3,503,994.74</u>	<u>\$610,473.95</u>
TOTAL GENERAL FUND EXPENDITURES	<u>148,906,137.34</u>	<u>\$10,531,979.44</u>	<u>\$47,342,319.39</u>	<u>\$91,031,838.51</u>

REPORT OF THE SECRETARY  
TO THE BOARD OF EDUCATION  
Brick Board of Education  
GENERAL FUND - FUND 10  
SCHEDULE OF REVENUES  
ACTUAL COMPARED WITH ESTIMATED  
For 1 Month Period Ending 07/31/2018

	ESTIMATED	ACTUAL	UNREALIZED	
	-----	-----	-----	
--- LOCAL SOURCES ---				
1210	Local Tax Levy	107,261,323.00	107,261,323.00	.00
1310	Tuition from Individuals	\$142,000.00	.00	\$142,000.00
1320	Tuition from LEAs Within State	\$141,800.00	.00	\$141,800.00
1420-1440	Transp Fees from Other LEAs	\$49,000.00	.00	\$49,000.00
1910	Rents and Royalties	\$405,967.00	\$1,270.00	\$404,697.00
1920	Private Contributions		\$250.00	(\$250.00)
1XXX	Miscellaneous	\$610,914.00	\$103,492.69	\$507,421.31
	TOTAL	108,611,004.00	107,366,335.69	\$1,244,668.31
		=====	=====	=====
--- STATE SOURCES ---				
3121	Categorical Transportation Aid	\$4,922,064.00	\$4,922,064.00	.00
3131	Extraordinary Aid	\$900,000.00	.00	\$900,000.00
3132	Categorical Special Education Aid	\$5,784,673.00	\$5,784,673.00	.00
3176	Equalization	\$9,463,269.00	\$9,463,269.00	.00
3177	Categorical Security	\$1,672,094.00	\$1,672,094.00	.00
3178	Adjustment Aid	\$12,300,497.00	\$12,300,497.00	.00
	TOTAL	\$35,042,597.00	\$34,142,597.00	\$900,000.00
		=====	=====	=====
--- FEDERAL SOURCES ---				
4200	Medicaid Reimbursement	\$236,786.00	\$7,074.99	\$229,711.01
	TOTAL	\$236,786.00	\$7,074.99	\$229,711.01
		=====	=====	=====
--- OTHER FINANCING SOURCES ---				
	TOTAL REVENUES/SOURCES OF FUNDS	143,890,387.00	141,516,007.68	\$2,374,379.32
		=====	=====	=====

REPORT OF THE SECRETARY  
TO THE BOARD OF EDUCATION  
Brick Board of Education  
GENERAL FUND - FUND 10  
STATEMENT OF APPROPRIATIONS  
COMPARED WITH EXPENDITURES AND ENCUMBRANCES  
For 1 Month Period Ending 07/31/2018

	Appropriations	Expenditures	Encumbrances	Available Balance
<b>*** GENERAL CURRENT EXPENSE ***</b>				
--- Regular Programs - Instruction ---				
11-110-100-101 Kindergarten - Salaries of Teachers	\$1,813,057.00	.00	.00	\$1,813,057.00
11-120-100-101 Grades 1-5 - Salaries of Teachers	\$12,318,369.00	.00	.00	\$12,318,369.00
11-130-100-101 Grades 6-8 - Salaries of Teachers	\$8,664,468.00	.00	.00	\$8,664,468.00
11-140-100-101 Grades 9-12 - Salaries of Teachers	\$13,081,656.00	\$7,607.50	.00	\$13,074,048.50
--- Regular Programs - Home Instruction ---				
11-150-100-101 Salaries of Teachers	\$91,000.00	\$0.00	\$0.00	\$91,000.00
11-150-100-320 Purchased Prof.-Ed. Services	\$100,000.00	.00	.00	\$100,000.00
--- Regular Programs - Undistr. Instruction ---				
11-190-100-320 Purchased Prof.-Ed. Services	\$1,160,000.00	.00	.00	\$1,160,000.00
11-190-100-340 Purchased Technical Services	\$81,100.00	.00	\$17,576.60	\$63,523.40
11-190-100-500 Other Purch. Serv. (400-500 series)	\$2,037,340.00	\$516,190.97	\$1,301,607.95	\$219,541.08
11-190-100-610 General Supplies	\$1,456,199.45	\$195,398.69	\$798,234.22	\$462,566.54
11-190-100-640 Textbooks	\$324,187.50	\$116,480.96	\$70,552.68	\$137,153.86
11-190-100-800 Other Objects	\$44,810.00	\$29,301.20	\$340.00	\$15,168.80
TOTAL	\$41,172,186.95	\$864,979.32	\$2,188,311.45	\$38,118,896.18
--- SPECIAL EDUCATION - INSTRUCTION ---				
Cognitive - Moderate:				
11-202-100-101 Salaries of Teachers	\$198,450.00	\$0.00	\$0.00	\$198,450.00
11-202-100-106 Other Salaries for Instruction	\$74,598.00	.00	.00	\$74,598.00
11-202-100-610 General Supplies	\$2,185.00	.00	\$889.05	\$1,295.95
TOTAL	\$275,233.00	\$0.00	\$889.05	\$274,343.95
Learning and/or Language Disabilities Mild or Moderate:				
11-204-100-101 Salaries of Teachers	\$2,424,930.00	\$0.00	\$0.00	\$2,424,930.00
11-204-100-106 Other Salaries for Instruction	\$1,050,259.00	.00	.00	\$1,050,259.00
11-204-100-500 Other Purch. Serv. (400-500 series)	\$3,000.00	.00	.00	\$3,000.00
11-204-100-610 General Supplies	\$26,615.00	\$446.88	\$21,425.90	\$4,742.22
TOTAL	\$3,504,804.00	\$446.88	\$21,425.90	\$3,482,931.22
Behavioral Disabilities:				
11-209-100-101 Salaries of Teachers	\$484,086.00	\$0.00	\$0.00	\$484,086.00
11-209-100-106 Other Salaries for Instruction	\$144,245.00	.00	.00	\$144,245.00
11-209-100-500 Other Purch. Serv. (400-500 series)	\$4,000.00	.00	.00	\$4,000.00
11-209-100-610 General supplies	\$16,550.00	.00	\$2,796.19	\$13,753.81
TOTAL	\$648,881.00	\$0.00	\$2,796.19	\$646,084.81
Multiple Disabilities:				
11-212-100-101 Salaries of Teachers	\$804,939.00	\$0.00	\$0.00	\$804,939.00
11-212-100-106 Other Salaries for Instruction	\$358,309.00	.00	.00	\$358,309.00
11-212-100-610 General supplies	\$14,325.00	.00	\$3,813.68	\$10,511.32
TOTAL	\$1,177,573.00	\$0.00	\$3,813.68	\$1,173,759.32
Resource Room/Resource Center:				
11-213-100-101 Salaries of Teachers	\$8,031,685.00	\$0.00	\$0.00	\$8,031,685.00

Brick Board of Education  
GENERAL FUND - FUND 10  
STATEMENT OF APPROPRIATIONS  
COMPARED WITH EXPENDITURES AND ENCUMBRANCES  
For 1 Month Period Ending 07/31/2018

	Appropriations	Expenditures	Encumbrances	Available Balance
11-213-100-106 Other Salaries for Instruction	\$750,473.00	.00	.00	\$750,473.00
11-213-100-500 Other Purch. Serv. (400-500 series)	\$12,000.00	.00	\$12,000.00	.00
11-213-100-610 General supplies	\$44,682.00	.00	\$32,093.35	\$12,588.65
TOTAL	\$8,838,840.00	\$0.00	\$44,093.35	\$8,794,746.65
Preschool Disabilities - Part-Time:				
11-215-100-101 Salaries of Teachers	\$423,802.00	\$0.00	\$0.00	\$423,802.00
11-215-100-106 Other Salaries for Instruction	\$143,428.00	.00	.00	\$143,428.00
11-215-100-600 General Supplies	\$2,300.00	.00	\$1,123.22	\$1,176.78
TOTAL	\$569,530.00	\$0.00	\$1,123.22	\$568,406.78
Preschool Disabilities - Full-Time:				
11-216-100-101 Salaries of Teachers	\$147,120.00	\$0.00	\$0.00	\$147,120.00
11-216-100-106 Other Salaries for Instruction	\$71,040.00	.00	.00	\$71,040.00
11-216-100-600 General Supplies	\$31,326.50	\$26,268.00	\$449.51	\$4,608.99
TOTAL	\$249,486.50	\$26,268.00	\$449.51	\$222,768.99
Home Instruction:				
11-219-100-101 Salaries of Teachers	\$90,000.00	\$0.00	\$0.00	\$90,000.00
11-219-100-320 Purchased Prof.-Ed. Services	\$80,000.00	.00	.00	\$80,000.00
TOTAL	\$170,000.00	\$0.00	\$0.00	\$170,000.00
TOTAL SPECIAL ED - INSTRUCTION	\$15,434,347.50	\$26,714.88	\$74,590.90	\$15,333,041.72
--- Basic Skills/Remedial-Instruction ---				
11-230-100-101 Salaries of Teachers	\$2,343,126.00	\$0.00	\$0.00	\$2,343,126.00
11-230-100-500 Other Purch. Serv. (400-500 series)	\$470.70	.00	\$470.70	.00
11-230-100-610 General Supplies	\$8,979.30	.00	\$7,177.66	\$1,801.64
TOTAL	\$2,352,576.00	\$0.00	\$7,648.36	\$2,344,927.64
--- Bilingual Education-Instruction ---				
11-240-100-101 Salaries of Teachers	\$992,960.00	\$0.00	\$0.00	\$992,960.00
11-240-100-106 Other Salaries for Instruction	\$53,650.00	.00	.00	\$53,650.00
11-240-100-610 General Supplies	\$6,350.00	.00	\$3,186.97	\$3,163.03
TOTAL	\$1,052,960.00	\$0.00	\$3,186.97	\$1,049,773.03
--- School spons.cocurricular activities-Instruction ---				
11-401-100-100 Salaries	\$269,852.00	.00	.00	\$269,852.00
11-401-100-500 Purchased Services (300-500 series)	\$46,850.00	\$6,600.00	.00	\$40,250.00
11-401-100-600 Supplies and Materials	\$59,904.00	\$2,788.15	\$11,470.40	\$45,645.45
11-401-100-800 Other Objects	\$5,640.00	\$1,345.00	.00	\$4,295.00
TOTAL	\$382,246.00	\$10,733.15	\$11,470.40	\$360,042.45
--- School sponsored athletics-Instruct. ---				
11-402-100-100 Salaries	\$1,348,194.00	\$6,466.90	\$71,136.10	\$1,270,591.00
11-402-100-500 Purchased Services (300-500 series)	\$227,395.00	\$489.67	\$5,622.33	\$221,283.00
11-402-100-600 Supplies and Materials	\$220,693.65	\$8,295.69	\$89,445.33	\$122,952.63
11-402-100-800 Other Objects	\$78,319.00	\$11,100.10	\$9,751.65	\$57,467.25



Brick Board of Education  
 GENERAL FUND - FUND 10  
 STATEMENT OF APPROPRIATIONS  
 COMPARED WITH EXPENDITURES AND ENCUMBRANCES  
 For 1 Month Period Ending 07/31/2018

	Appropriations	Expenditures	Encumbrances	Available Balance
TOTAL	\$1,874,601.65	\$26,352.36	\$175,955.41	\$1,672,293.88
--- UNDISTRIBUTED EXPENDITURES ---				
--- Instruction ---				
11-000-100-561 Tuition to Other LEAs within State Regular	\$89,900.00	.00	\$14,900.00	\$75,000.00
11-000-100-562 Tuition to Other LEAs within State Special	\$373,839.00	\$754.86	\$180,280.40	\$192,803.74
11-000-100-563 Tuition to Co.Voc.School Dist.-reg.	\$265,950.00	.00	.00	\$265,950.00
11-000-100-565 Tuition to Co.Spec.Serv. & Reg. Day schls	\$658,243.00	\$73,475.00	\$438,814.20	\$145,953.80
11-000-100-566 Tuition to Priv Sch for Disbl w/i State	\$5,416,827.00	\$763,148.25	\$3,498,120.24	\$1,155,558.51
11-000-100-567 Tuition Priv Sch Disbl & Otr LEA o/s State	\$78,566.00	.00	.00	\$78,566.00
11-000-100-568 Tuition - State Facilities	\$135,794.00	.00	.00	\$135,794.00
11-000-100-569 Tuition - Other	\$4,000.00	.00	.00	\$4,000.00
TOTAL	\$7,023,119.00	\$837,378.11	\$4,132,114.84	\$2,053,626.05
--- Attendance and social work services ---				
11-000-211-100 Salaries	\$1,054,404.00	\$8,229.64	\$66,013.21	\$980,161.15
11-000-211-600 Supplies and Materials	\$3,550.00	.00	\$1,486.82	\$2,063.18
TOTAL	\$1,057,954.00	\$8,229.64	\$67,500.03	\$982,224.33
--- Health services ---				
11-000-213-100 Salaries	\$1,270,160.00	.00	.00	\$1,270,160.00
11-000-213-300 Purchased Prof. & Tech. Svc.	\$44,000.00	.00	\$44,000.00	.00
11-000-213-500 Other Purchd. Serv. (400-500 series)	\$13,335.00	\$935.00	.00	\$12,400.00
11-000-213-600 Supplies and Materials	\$39,843.40	.00	\$21,153.26	\$18,690.14
TOTAL	\$1,367,338.40	\$935.00	\$65,153.26	\$1,301,250.14
--- Speech, OT,PT & Related Svcs ---				
11-000-216-100 Salaries	\$2,605,761.00	.00	.00	\$2,605,761.00
11-000-216-320 Purchased Prof. Ed. Services	\$158,644.00	.00	\$17,100.00	\$141,544.00
11-000-216-600 Supplies and Materials	\$21,875.00	\$204.71	\$16,130.09	\$5,540.20
TOTAL	\$2,786,280.00	\$204.71	\$33,230.09	\$2,752,845.20
--- Other support services - Students - Extra Srvc				
11-000-217-100 Salaries	\$1,481,203.00	\$94,422.00	.00	\$1,386,781.00
11-000-217-320 Purchased Prof. Ed. Services	\$1,085,877.00	\$20,605.75	\$564,480.75	\$500,790.50
11-000-217-600 Supplies and Materials	\$7,330.00	\$36.24	\$2,244.75	\$5,049.01
11-000-217-800 Other Objects	\$198,106.00	.00	.00	\$198,106.00
TOTAL	\$2,772,516.00	\$115,063.99	\$566,725.50	\$2,090,726.51
--- Guidance ---				
11-000-218-104 Salaries Other Prof. Staff	\$1,506,131.00	\$20,354.50	\$12,282.00	\$1,473,494.50
11-000-218-105 Sal Sec. & Clerical Asst.	\$201,774.00	\$16,819.63	\$176,448.89	\$8,505.48
11-000-218-11X Other Salaries	\$7,310.00	.00	.00	\$7,310.00
11-000-218-500 Other Purchased Services (400-500 series)	\$24,560.00	\$4,000.00	\$80.00	\$20,480.00
11-000-218-600 Supplies and Materials	\$11,576.00	.00	\$5,340.18	\$6,235.82
11-000-218-800 Other Objects	\$14,403.00	\$11,468.00	.00	\$2,935.00
TOTAL	\$1,765,754.00	\$52,642.13	\$194,151.07	\$1,518,960.80
--- Child Study Teams ---				
11-000-219-104 Salaries Other Prof. Staff	\$2,423,107.00	\$13,764.00	.00	\$2,409,343.00

Brick Board of Education  
GENERAL FUND - FUND 10  
STATEMENT OF APPROPRIATIONS  
COMPARED WITH EXPENDITURES AND ENCUMBRANCES  
For 1 Month Period Ending 07/31/2018

	Appropriations	Expenditures	Encumbrances	Available Balance
11-000-219-105 Sal Secr. & Clerical Asst.	\$351,808.00	\$26,577.42	\$307,193.41	\$18,037.17
11-000-219-320 Purchased Prof. - Ed. Services	\$207,301.00	\$6,429.00	\$46,715.00	\$154,157.00
11-000-219-592 Misc Purch Ser(400-500 O/than Resid costs)	\$148,112.00	\$36,258.09	\$19,514.50	\$92,339.41
11-000-219-600 Supplies and Materials	\$67,582.40	\$3,084.39	\$6,140.43	\$58,357.58
11-000-219-800 Other Objects	\$500.00	.00	.00	\$500.00
TOTAL	\$3,198,410.40	\$86,112.90	\$379,563.34	\$2,732,734.16
--- Improv. of instr. Serv. ---				
11-000-221-102 Salaries Superv. of Instr.	\$813,601.00	\$27,736.40	\$305,100.60	\$480,764.00
11-000-221-104 Salaries Other Prof. Staff	\$412,100.00	\$32,846.14	\$379,250.86	\$3.00
11-000-221-105 Sal Secr. & Clerical Asst.	\$165,394.00	\$13,859.80	\$97,496.20	\$54,038.00
11-000-221-11X Other Salaries	\$30,000.00	.00	.00	\$30,000.00
11-000-221-500 Other Purchased Services (400-500 series)	\$18,900.00	.00	\$672.00	\$18,228.00
11-000-221-600 Supplies and Materials	\$2,130.00	.00	\$1,085.90	\$1,044.10
11-000-221-800 Other Objects	\$700.00	.00	.00	\$700.00
TOTAL	\$1,442,825.00	\$74,442.34	\$783,605.56	\$584,777.10
--- Educational media serv./sch.library ---				
11-000-222-100 Salaries	\$782,121.00	.00	.00	\$782,121.00
11-000-222-500 Other Purchased Services (400-500 series)	\$16,696.00	.00	\$16,327.35	\$368.65
11-000-222-600 Supplies and Materials	\$42,195.24	.00	\$26,856.90	\$15,338.34
11-000-222-800 Other Objects	\$35,772.00	\$17,298.34	\$11,032.67	\$7,440.99
TOTAL	\$876,784.24	\$17,298.34	\$54,216.92	\$805,268.98
--- Instructional Staff Training Services ---				
11-000-223-104 Salaries Other Prof. Staff	\$93,810.00	.00	.00	\$93,810.00
11-000-223-11X Other Salaries	\$18,816.00	.00	.00	\$18,816.00
11-000-223-500 Other Purchased Services (400-500 series)	\$114,900.00	\$66,700.00	\$175.00	\$48,025.00
11-000-223-600 Supplies and Materials	\$1,000.00	.00	.00	\$1,000.00
TOTAL	\$228,526.00	\$66,700.00	\$175.00	\$161,651.00
--- Support services-general administration ---				
11-000-230-100 Salaries	\$268,336.00	\$22,361.30	\$245,974.70	\$0.00
11-000-230-331 Legal Services	\$471,525.00	\$35,919.24	\$405,605.76	\$30,000.00
11-000-230-332 Audit Fees	\$43,500.00	\$25,000.00	\$18,500.00	.00
11-000-230-334 Architectural/Engineering Services	\$14,050.00	.00	\$10,550.00	\$3,500.00
11-000-230-530 Communications/Telephone	\$25,100.00	\$289.70	\$1,450.30	\$23,360.00
11-000-230-585 BOE Other Purchased Prof. Svc.	\$4,100.00	\$1,500.00	\$1,792.00	\$808.00
11-000-230-590 Other Purchased Services	\$43,155.00	\$298.80	\$30,155.00	\$12,701.20
11-000-230-610 General Supplies	\$11,105.92	\$2,517.11	\$1,190.15	\$7,398.66
11-000-230-820 Judgments Against. School District.	\$28,000.00	.00	\$7,522.80	\$20,477.20
11-000-230-890 Misc. Expenditures	\$5,650.00	\$600.00	\$2,350.00	\$2,700.00
11-000-230-895 BOE Membership Dues and Fees	\$25,350.00	\$25,329.57	.00	\$20.43
TOTAL	\$939,871.92	\$113,815.72	\$725,090.71	\$100,965.49
--- Support services-school administration ---				
11-000-240-103 Salaries Princ./Asst. Princ.	\$3,247,417.00	\$271,995.98	\$2,883,305.23	\$92,115.79
11-000-240-104 Salaries Other Prof. Staff	\$618,200.00	\$39,370.98	\$569,229.46	\$9,599.56

Brick Board of Education  
GENERAL FUND - FUND 10  
STATEMENT OF APPROPRIATIONS  
COMPARED WITH EXPENDITURES AND ENCUMBRANCES  
For 1 Month Period Ending 07/31/2018

	Appropriations	Expenditures	Encumbrances	Available Balance
11-000-240-105 Sal Secr. & Clerical Asst.	\$1,016,073.00	\$85,421.50	\$900,271.65	\$30,379.85
11-000-240-500 Other Purchased Services	\$18,743.00	\$1,110.29	\$13,784.71	\$3,848.00
11-000-240-600 Supplies and Materials	\$83,231.00	\$968.54	\$13,719.91	\$68,542.55
11-000-240-800 Other Objects	\$4,003.00	\$1,087.50	\$901.00	\$2,014.50
TOTAL	\$4,987,667.00	\$399,954.79	\$4,381,211.96	\$206,500.25
--- Central Services ---				
11-000-251-100 Salaries	\$1,038,515.00	\$86,441.55	\$949,106.70	\$2,966.75
11-000-251-592 Misc Pur Serv (400-500 series )	\$124,778.99	\$35,914.89	\$34,144.19	\$54,719.91
11-000-251-600 Supplies and Materials	\$25,397.76	\$7,060.29	\$1,837.23	\$16,500.24
11-000-251-89X Other Objects	\$17,169.00	\$335.00	\$15,773.22	\$1,060.78
TOTAL	\$1,205,860.75	\$129,751.73	\$1,000,861.34	\$75,247.68
--- Admin. Info. Technology ---				
11-000-252-100 Salaries	\$660,180.00	\$50,603.15	\$544,167.31	\$65,409.54
11-000-252-500 Other Pur Serv. (400-500 series )	\$3,440.00	\$145.61	\$3,294.39	.00
11-000-252-600 Supplies and Materials	\$750.00	.00	\$670.51	\$79.49
TOTAL	\$664,370.00	\$50,748.76	\$548,132.21	\$65,489.03
TOTAL Cent. Svcs. & Admin IT	\$1,870,230.75	\$180,500.49	\$1,548,993.55	\$140,736.71
--- Required Maint.for School Facilities ---				
11-000-261-100 Salaries	\$1,065,717.00	\$87,757.72	\$921,410.42	\$56,548.86
11-000-261-420				
11-000-261-420 Cleaning, Repair & Maint. Svc	\$492,767.72	\$87,763.01	\$247,796.99	\$157,207.72
11-000-261-580 Travel	\$5,000.00	\$375.00	\$336.00	\$4,289.00
11-000-261-610 General Supplies	\$411,905.52	\$39,104.89	\$42,003.20	\$330,797.43
11-000-261-800 Other Objects	\$6,099.00	\$5,898.38	.00	\$200.62
TOTAL	\$1,981,489.24	\$220,899.00	\$1,211,546.61	\$549,043.63
--- Custodial Services ---				
11-000-262-1XX Salaries	\$3,219,757.00	\$236,540.69	\$2,598,798.56	\$384,417.75
11-000-262-300 Purchased Prof. & Tech. Svc.	\$74,000.00	\$5,000.00	\$41,385.00	\$27,615.00
11-000-262-420 Cleaning, Repair & Maint. Svc.	\$70,908.30	\$6,824.66	\$3,852.03	\$60,231.61
11-000-262-490 Other Purchased Property Svc.	\$250,105.00	\$923.40	\$242,020.60	\$7,161.00
11-000-262-520 Insurance	\$611,082.01	\$522,687.68	.00	\$88,394.33
11-000-262-590 Misc. Purchased Services	\$8,650.00	\$65.61	\$2,608.39	\$5,976.00
11-000-262-610 General Supplies	\$251,102.00	\$147,678.59	\$39,143.91	\$64,279.50
11-000-262-621 Energy (Natural Gas)	\$579,521.00	\$1,835.76	\$182,011.60	\$395,673.64
11-000-262-622 Energy (Electricity)	\$877,257.22	\$68,638.83	\$774,569.35	\$34,049.04
TOTAL	\$5,942,382.53	\$990,195.22	\$3,884,389.44	\$1,067,797.87
--- Care and Upkeep of Grounds ---				
11-000-263-100 Salaries	\$555,903.00	\$42,713.62	\$469,988.38	\$43,201.00
11-000-263-420 Cleaning, Repair, & Maintenance Serv.	\$88,800.00	\$10,521.92	\$40,502.61	\$37,775.47
11-000-263-610 General Supplies	\$129,674.84	\$38,341.89	\$13,562.16	\$77,770.79
11-000-263-800 Other Objects	\$1,500.00	.00	.00	\$1,500.00
TOTAL	\$775,877.84	\$91,577.43	\$524,053.15	\$160,247.26

Brick Board of Education  
 GENERAL FUND - FUND 10  
 STATEMENT OF APPROPRIATIONS  
 COMPARED WITH EXPENDITURES AND ENCUMBRANCES  
 For 1 Month Period Ending 07/31/2018

	Appropriations	Expenditures	Encumbrances	Available Balance
--- Security ---				
11-000-266-100 Salaries	\$233,100.00	.00	.00	\$233,100.00
11-000-266-800 Other Objects	\$34,920.00	.00	\$8,463.28	\$26,456.72
TOTAL	\$268,020.00	\$0.00	\$8,463.28	\$259,556.72
TOTAL Oper & Maint of Plant Services	\$8,967,769.61	\$1,302,671.65	\$5,628,452.48	\$2,036,645.48
--- Student transportation services ---				
11-000-270-107 Salaries of Non-Instructional Aids	\$752,165.00	.00	.00	\$752,165.00
11-000-270-160 Sal Pupil Trans(Bet Home & Sch)-reg	\$3,093,069.00	\$62,854.54	\$691,401.46	\$2,338,813.00
11-000-270-161 Sal Pupil Trans(Bet Home & Sch)-Sp Ed	\$1,066,083.00	\$24,362.87	.00	\$1,041,720.13
11-000-270-162 Sal Pupil Trans.Other than Bet Home & Sch	\$254,853.00	.00	.00	\$254,853.00
11-000-270-420 Cleaning, Repair & Maint. Svc.	\$103,323.15	\$3,750.65	\$22,094.36	\$77,478.14
11-000-270-443 Lease Purch Payments - School Buses	\$228,005.00	.00	\$95,004.05	\$133,000.95
11-000-270-513 Contract Svc (btw home & sch.)-joint agree	\$665,250.00	.00	.00	\$665,250.00
11-000-270-518 Contract Svc (Sp Ed) - ESCs	\$2,036,160.00	\$2,533.16	\$16,465.54	\$2,017,161.30
11-000-270-503 Contr Svc-Aid in Lieu Paymnts-Non Pub Sch	\$110,000.00	.00	.00	\$110,000.00
11-000-270-580 Travel	\$3,000.00	.00	.00	\$3,000.00
11-000-270-593 Misc. Purchased Svc.- Transp.	\$238,897.99	\$166,846.45	\$2,621.87	\$69,429.67
11-000-270-610 General Supplies	\$4,000.00	\$100.00	\$2,725.35	\$1,174.65
11-000-270-615 Transportation Supplies	\$1,016,743.60	\$76,449.16	\$501,323.28	\$438,971.16
11-000-270-800 Misc. Expenditures	\$13,878.00	.00	.00	\$13,878.00
TOTAL	\$9,585,427.74	\$336,896.83	\$1,331,635.91	\$7,916,895.00
--- Personal Services-Employee Benefits---				
11-XXX-XXX-220 Social Security Contributions	\$1,560,675.00	\$118,185.02	\$1,437,534.97	\$4,955.01
11-XXX-XXX-241 Other Retirement Contrib. - PERS	\$2,424,380.00	\$122.58	\$18,377.42	\$2,405,880.00
11-XXX-XXX-260 Workman's Compensation	\$1,717,000.00	\$75,554.38	\$291,415.62	\$1,350,030.00
11-XXX-XXX-270 Health Benefits	\$26,104,710.78	\$4,739,125.47	\$19,714,630.93	\$1,650,954.38
11-XXX-XXX-280 Tuition Reimbursement	\$82,900.00	.00	.00	\$82,900.00
11-XXX-XXX-290 Other Employee Benefits	\$691,013.00	\$5,767.93	\$23,382.00	\$661,863.07
TOTAL	\$32,580,678.78	\$4,938,755.38	\$21,485,340.94	\$6,156,582.46
Total Undistributed Expenditures	\$81,451,152.84	\$8,531,602.02	\$41,377,161.16	\$31,542,389.66
*** TOTAL CURRENT EXPENSE EXPENDITURES ***	143,720,070.94	\$9,460,381.73	\$43,838,324.65	\$90,421,364.56
*** TOTAL CURRENT EXPENSE EXPENDITURES & TRANSFERS ***	143,720,070.94	\$9,460,381.73	\$43,838,324.65	\$90,421,364.56

Brick Board of Education  
 GENERAL FUND - FUND 10  
 STATEMENT OF APPROPRIATIONS  
 COMPARED WITH EXPENDITURES AND ENCUMBRANCES  
 For 1 Month Period Ending 07/31/2018

	Appropriations	Expenditures	Encumbrances	Available Balance
<b>*** CAPITAL OUTLAY ***</b>				
<b>--- EQUIPMENT ---</b>				
Regular programs-instruction				
12-130-100-730 Grades 6-8	\$7,410.00	.00	\$7,409.35	\$0.65
12-140-100-730 Grades 9-12	\$34,366.00	.00	\$18,250.35	\$16,115.65
Special education - instruction				
12-4XX-100-730 School-spons. & oth instr prog	\$75,477.00	\$6,302.00	\$14,831.00	\$54,344.00
Undistributed expenses				
12-000-100-730 Instruction	\$180,000.00	.00	.00	\$180,000.00
12-000-21X-730 Support services-Related & Extraord.	\$18,000.00	.00	.00	\$18,000.00
12-000-261-730 Undist. Exp.-Req. Maint. Schl Facilities	\$37,200.00	\$3,606.91	\$29,887.00	\$3,706.09
12-000-262-730 Undist. Exp.-Custodial Services	\$18,000.00	.00	\$12,927.72	\$5,072.28
12-000-263-730 Undist. Exp.-Care and Upkeep of Grnds	\$41,306.00	.00	\$41,255.28	\$50.72
Undist. Exp. - Non-instructional Services				
12-000-270-732 Non-instructional equip.	\$63,000.00	\$5,187.62	\$4,574.20	\$53,238.18
TOTAL	\$474,759.00	\$15,096.53	\$129,134.90	\$330,527.57
<b>--- Facilities acquisition and construction services ---</b>				
12-000-400-334 Architectural/Engineering Services	\$89,726.40	\$22,542.16	\$67,084.24	\$100.00
12-000-400-450 Construction Services	\$2,706,934.00	\$1,029,818.02	\$1,509,305.01	\$167,810.97
12-000-400-600 Supplies and Materials	\$11,060.00	\$3,691.00	.00	\$7,369.00
12-000-400-721 Lease Purchase Agreements - Principal	\$1,811,560.00	.00	\$1,798,470.59	\$13,089.41
12-000-400-800 Other objects	\$92,027.00	\$450.00	.00	\$91,577.00
Sub Total	\$4,711,307.40	\$1,056,501.18	\$3,374,859.84	\$279,946.38
TOTAL	\$4,711,307.40	\$1,056,501.18	\$3,374,859.84	\$279,946.38
<b>TOTAL CAPITAL OUTLAY EXPENDITURES</b>	<b>\$5,186,066.40</b>	<b>\$1,071,597.71</b>	<b>\$3,503,994.74</b>	<b>\$610,473.95</b>


Brick Board of Education  
GENERAL FUND - FUND 10  
STATEMENT OF APPROPRIATIONS  
COMPARED WITH EXPENDITURES AND ENCUMBRANCES  
For 1 Month Period Ending 07/31/2018

	Appropriations	Expenditures	Encumbrances	Available Balance
*** EDUCATION JOBS FUND **				
*** FEMA COMMUNITY DEVELOPMENT BLOCK GRANT ***				
TOTAL GENERAL FUND EXPENDITURES	148,906,137.34	\$10,531,979.44	\$47,342,319.39	\$91,031,838.51

REPORT OF THE SECRETARY CERTIFICATION PAGE  
TO THE BOARD OF EDUCATION  
Brick Board of Education  
General Fund - Fund 10

For 1 Month Period Ending 07/31/2018

I, James Edwards, Board Secretary/Business Administrator  
certify that no line item account has encumbrances and expenditures,  
which in total exceed the line item appropriation in violation of N.J.A.C. 6A:23A-16.10(c)3.

  
\_\_\_\_\_  
Board Secretary/Business Administrator

8/6/18  
Date

9/6 2:31pm

REPORT OF THE SECRETARY  
TO THE BOARD OF EDUCATION  
Brick Board of Education  
Special Revenue Fund - Fund 20  
Interim Balance Sheet  
For 1 Month Period Ending 07/31/18

=====

ASSETS AND RESOURCES

=====

--- A S S E T S ---

101	Cash in bank		(\$27,388.91)
	Accounts receivable:		
141	Intergovernmental - State	\$543.75	
142	Intergovernmental - Federal	\$169,256.25	
153,154	Other (net of estimated uncollectible of \$____)	\$10,635.03	
		\$180,435.03	

--- R E S O U R C E S ---

301	Estimated Revenues	\$4,498,912.91	
302	Less Revenues	(\$45,229.08)	
		\$4,453,683.83	
	Total assets and resources		\$4,606,729.95



REPORT OF THE SECRETARY  
TO THE BOARD OF EDUCATION  
Brick Board of Education  
Special Revenue Fund - Fund 20  
Interim Balance Sheet  
For 1 Month Period Ending 07/31/18

=====

LIABILITIES AND FUND EQUITY

=====

--- LIABILITIES ---

411	Intergovernmental accounts payable - State	\$35,346.25
421	Accounts Payable	\$409,566.86
	Other current liabilities	\$1,108.60
	<b>TOTAL LIABILITIES</b>	<b>\$446,021.71</b>

FUND BALANCE

--- Appropriated ---

753	Reserve for encumbrances - Current Year	\$1,891,458.04
754	Reserve for encumbrances - Prior Year	\$2,867.50
601	Appropriations	\$4,498,912.91
602	Less: Expenditures	\$341,072.17
603	Encumbrances	\$1,891,458.04 (\$2,232,530.21)
		\$2,266,382.70
	<b>TOTAL FUND BALANCE</b>	<b>\$4,160,708.24</b>
	<b>TOTAL LIABILITIES AND FUND EQUITY</b>	<b>\$4,606,729.95</b>

REPORT OF THE SECRETARY  
TO THE BOARD OF EDUCATION  
Brick Board of Education  
Special Revenue Fund - Fund 20  
INTERIM STATEMENTS COMPARING  
BUDGET REVENUE WITH ACTUAL TO DATE AND  
APPROPRIATIONS WITH EXPENDITURES AND ENCUMBRANCES TO DATE  
For 1 Month Period Ending 07/31/18

		BUDGETED ESTIMATED	ACTUAL TO DATE	NOTE: OVER OR (UNDER)	UNREALIZED BALANCE
*** REVENUES/SOURCES OF FUNDS ***					
1XXX	From Local Sources	\$27,425.91	\$5,714.08		\$21,711.83
3XXX	From State Sources	\$337,844.00	\$39,515.00		\$298,329.00
4XXX	From Federal Sources	\$4,133,643.00	.00		\$4,133,643.00
TOTAL REVENUE/SOURCES OF FUNDS		\$4,498,912.91	\$45,229.08		\$4,453,683.83
*** EXPENDITURES ***					
		APPROPRIATIONS	EXPENDITURES	ENCUMBRANCES	AVAILABLE BALANCE
LOCAL PROJECTS:		\$27,425.91	\$0.00	\$0.00	\$27,425.91
STATE PROJECTS:					
	Nonpublic textbooks	\$23,603.00	.00	\$17,359.32	\$6,243.68
	Nonpublic auxiliary services	\$107,674.00	.00	.00	\$107,674.00
	Nonpublic handicapped services	\$114,631.00	.00	.00	\$114,631.00
	Nonpublic nursing services	\$42,874.00	.00	.00	\$42,874.00
	Nonpublic Technology Aid	\$15,912.00	.00	.00	\$15,912.00
	Nonpublic School Programs	\$33,150.00	.00	.00	\$33,150.00
TOTAL STATE PROJECTS		\$337,844.00	\$0.00	\$17,359.32	\$320,484.68
FEDERAL PROJECTS:					
	NCLB Title I - Part A/D	\$1,183,796.00	\$6,863.43	\$41,310.68	\$1,135,621.89
	I.D.E.A. Part B (Handicapped)	\$2,556,849.00	\$319,922.72	\$1,808,084.04	\$428,842.24
	NCLB Title II - Part A/D	\$334,372.00	\$13,578.66	\$24,704.00	\$296,089.34
	NCLB Title III - English Language Enhancement	\$58,626.00	\$707.36	.00	\$57,918.64
	Other Federal Projects	\$0.00	\$0.00	\$0.00	\$0.00
TOTAL FEDERAL PROJECTS		\$4,133,643.00	\$341,072.17	\$1,874,098.72	\$1,918,472.11
*** TOTAL EXPENDITURES ***		\$4,498,912.91	\$341,072.17	\$1,891,458.04	\$2,266,382.70

REPORT OF THE SECRETARY  
TO THE BOARD OF EDUCATION  
Brick Board of Education  
SPECIAL REVENUE - FUND 20  
SCHEDULE OF REVENUES  
ACTUAL COMPARED WITH ESTIMATED  
For 1 Month Period Ending 07/31/18

	ESTIMATED	ACTUAL	UNREALIZED
--- LOCAL SOURCES ---			
1XXX Other Revenue from Local Sources	\$27,425.91	\$5,714.08	\$21,711.83
Total Revenues from Local Sources	<u>\$27,425.91</u>	<u>\$5,714.08</u>	<u>\$21,711.83</u>
--- STATE SOURCES ---			
32XX Other Restricted Entitlements	\$337,844.00	\$39,515.00	\$298,329.00
Total Revenue from State Sources	<u>\$337,844.00</u>	<u>\$39,515.00</u>	<u>\$298,329.00</u>
--- FEDERAL SOURCES ---			
4411-16 Title I	\$1,183,796.00	.00	\$1,183,796.00
4451-55 Title II	\$334,372.00	.00	\$334,372.00
4491-94 Title III	\$58,626.00	.00	\$58,626.00
4420-29 I.D.E.A. Part B (Handicapped)	\$2,556,849.00	.00	\$2,556,849.00
Total Revenues from Federal Sources	<u>\$4,133,643.00</u>	<u>\$0.00</u>	<u>\$4,133,643.00</u>
TOTAL REVENUES/SOURCES OF FUNDS	<u>\$4,498,912.91</u>	<u>\$45,229.08</u>	<u>\$4,453,683.83</u>


REPORT OF THE SECRETARY  
 TO THE BOARD OF EDUCATION  
 Brick Board of Education  
 Special Revenue Fund - Fund 20  
 STATEMENT OF APPROPRIATIONS - RESTRICTED STATE ENTITLEMENTS  
 COMPARED WITH EXPENDITURES AND ENCUMBRANCES  
 For 1 Month Period Ending 07/31/18

	Appropriations	Expenditures	Encumbrances	Available Balance
State Projects:				
PRESCHOOL EDUCATION AID				
Other State Projects:				
PRESCHOOL EXPANSION GRANT				
20-XXX-XXX-XXX All Other State/Fed/Loc Projects	\$4,498,912.91	\$341,072.17	\$1,891,458.04	\$2,266,382.70
<b>T O T A L    E X P E N D I T U R E</b>	<b>\$4,498,912.91</b>	<b>\$341,072.17</b>	<b>\$1,891,458.04</b>	<b>\$2,266,382.70</b>

REPORT OF THE SECRETARY CERTIFICATION PAGE  
TO THE BOARD OF EDUCATION  
Brick Board of Education

Special Revenue Fund - Fund 20  
For 1 Month Period Ending 07/31/18

I, James Edwards, Board Secretary/Business Administrator  
certify that no line item account has encumbrances and expenditures,  
which in total exceed the line item appropriation in violation of N.J.A.C. 6A:23A-16.10(c)3.

  
\_\_\_\_\_  
Board Secretary/Business Administrator

9/6/18  
Date

9/6 2:31pm

REPORT OF THE SECRETARY  
 TO THE BOARD OF EDUCATION  
 Brick Board of Education  
 Debt Service Fund - Fund 40  
 Interim Balance Sheet  
 For 1 Month Period Ending 07/31/18

=====

ASSETS AND RESOURCES

=====

--- A S S E T S ---

101	Cash in bank		\$103,767.72
121	Tax levy receivable		\$1,499,034.00
	Accounts receivable:		
141	Intergovernmental - State	\$190,659.00	
			<u>\$190,659.00</u>

--- R E S O U R C E S ---

301	Estimated Revenues	\$2,234,333.00	
302	Less Revenues	(\$2,234,333.00)	
			<u>\$1,793,460.72</u>
	Total assets and resources		<u><u>\$1,793,460.72</u></u>

REPORT OF THE SECRETARY  
TO THE BOARD OF EDUCATION  
Brick Board of Education

Debt Service Fund - Fund 40  
Interim Balance Sheet  
For 1 Month Period Ending 07/31/18

LIABILITIES AND FUND EQUITY

--- LIABILITIES ---

421	Accounts Payable			\$140,393.75
	TOTAL LIABILITIES			<u>\$140,393.75</u>

FUND BALANCE

--- Appropriated ---

753	Reserve for encumbrances - Current Year			\$1,653,066.88
	Reserved fund balance:			
501	Appropriations		\$2,234,334.00	
12	Less : Expenditures	\$581,266.88		
603	Encumbrances	\$1,653,066.88	(\$2,234,333.76)	
				\$0.24
	Total Appropriated			<u>\$1,653,067.12</u>

--- Unappropriated ---

770	Fund Balance			\$0.85
303	Budgeted Fund Balance			(\$1.00)

TOTAL FUND BALANCE				\$1,653,066.97
TOTAL LIABILITIES AND FUND EQUITY				<u>\$1,793,460.72</u>

RECAPITULATION OF FUND BALANCE:

	Budgeted	Actual	Variance
Appropriations	\$2,234,334.00	\$2,234,333.76	\$0.24
Revenues	(\$2,234,333.00)	(\$2,234,333.00)	\$0.00
	\$1.00	\$0.76	\$0.24
--- Change in Maint. / Capital reserve account ---			
Subtotal	\$1.00	\$0.76	\$0.24
Less: Adjust for prior year encumb.	\$0.00	\$0.00	
Budgeted Fund Balance	\$1.00	\$0.76	\$0.24

REPORT OF THE SECRETARY  
 TO THE BOARD OF EDUCATION  
 Brick Board of Education

Debt Service Fund - Fund 40  
 INTERIM STATEMENTS COMPARING  
 BUDGET REVENUE WITH ACTUAL TO DATE AND  
 APPROPRIATIONS WITH EXPENDITURES AND ENCUMBRANCES TO DATE  
 For 1 Month Period Ending 07/31/18

	BUDGETED ESTIMATED	ACTUAL TO DATE	NOTE: OVER OR (UNDER)	UNREALIZED BALANCE
*** REVENUES/SOURCES OF FUNDS ***				
--- Local Sources ---				
1210	Local tax levy	\$1,996,806.00	\$1,996,806.00	.00
	Total Local Sources	\$1,996,806.00	\$1,996,806.00	\$0.00
--- State Sources ---				
3160	Debt service aid Type II	\$237,527.00	\$237,527.00	.00
	Total State Sources	\$237,527.00	\$237,527.00	\$0.00
	TOTAL REVENUE/SOURCES OF FUNDS	\$2,234,333.00	\$2,234,333.00	\$0.00



REPORT OF THE SECRETARY  
 TO THE BOARD OF EDUCATION  
 Brick Board of Education


Debt Service Fund - Fund 40  
 INTERIM STATEMENTS COMPARING  
 BUDGET REVENUE WITH ACTUAL TO DATE AND  
 APPROPRIATIONS WITH EXPENDITURES AND ENCUMBRANCES TO DATE  
 For 1 Month Period Ending 07/31/18

*** EXPENDITURES ***	APPROPRIATIONS	EXPENDITURES/Enc.	AVAILABLE BALANCE
--- Debt Service - Regular ---			
40-701-510-834 Interest on Bonds	\$354,334.00	\$354,333.76	\$0.24
40-701-510-910 Redemption of Principal	\$1,880,000.00	\$1,880,000.00	.00
	<u>\$2,234,334.00</u>	<u>\$2,234,333.76</u>	<u>\$0.24</u>
TOTAL	<u>\$2,234,334.00</u>	<u>\$2,234,333.76</u>	<u>\$0.24</u>
TOTAL USES OF FUNDS BEFORE TRANSFERS	<u>\$2,234,334.00</u>	<u>\$2,234,333.76</u>	<u>\$0.24</u>
*** TOTAL USES OF FUNDS ***	<u>\$2,234,334.00</u>	<u>\$2,234,333.76</u>	<u>\$0.24</u>

REPORT OF THE SECRETARY CERTIFICATION PAGE  
TO THE BOARD OF EDUCATION  
Brick Board of Education  
Debt Service Fund - Fund 40

For 1 Month Period Ending 07/31/18

I, James Edwards, Board Secretary/Business Administrator  
certify that no line item account has encumbrances and expenditures,  
which in total exceed the line item appropriation in violation of N.J.A.C. 6A:23A-16.10(c)3.

  
\_\_\_\_\_  
Board Secretary/Administrator

8/6/18  
Date